

Fund Update for: the Pathfinder Managed Investment Scheme

Pathfinder Global Water Fund Quarter ended 31 December 2019

This fund update was first made publicly available on: 29th January 2020

What is the purpose of this update?

This document tells you how the **Pathfinder Global Water Fund** has performed and what fees were charged. The document will help you to compare the fund with other funds. Pathfinder Asset Management Limited prepared this update in accordance with the Financial Markets Conduct Act 2013. This information is not audited and may be updated.

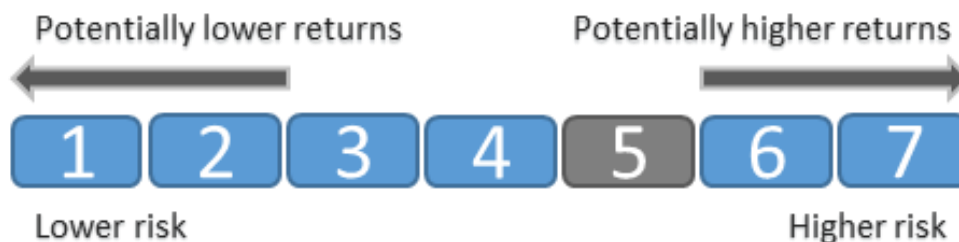
Description of this fund

The fund invests directly in companies involved in the water industry that satisfy Pathfinder's socially responsible investment screening. The fund targets a portfolio of 50 to 100 water stocks that are listed in developed markets.

Total value of the fund	\$ 25,199,425
The date the fund started	21 April 2010

What are the risks of investing?

Risk indicator for the Pathfinder Global Water Fund



The risk indicator is rated from 1 (low) to 7 (high). The rating reflects how much the value of the fund's assets goes up and down. A higher risk generally means higher potential returns over time, but more ups and downs along the way.

To help you clarify your own attitude to risk, you can seek financial advice or work out your risk profile at www.sorted.org.nz/tools/investor-kickstarter.

Note that even the lowest category does not mean a risk-free investment, and there are other risks that are not captured by this rating.

This risk indicator is not a guarantee of a fund's future performance. The risk indicator is based on the returns data for the 5 year period 1 January 2015 and 31 December 2019. While risk indicators are usually relatively stable, they do shift from time to time. The risk indicator will continue to be updated in future fund updates.

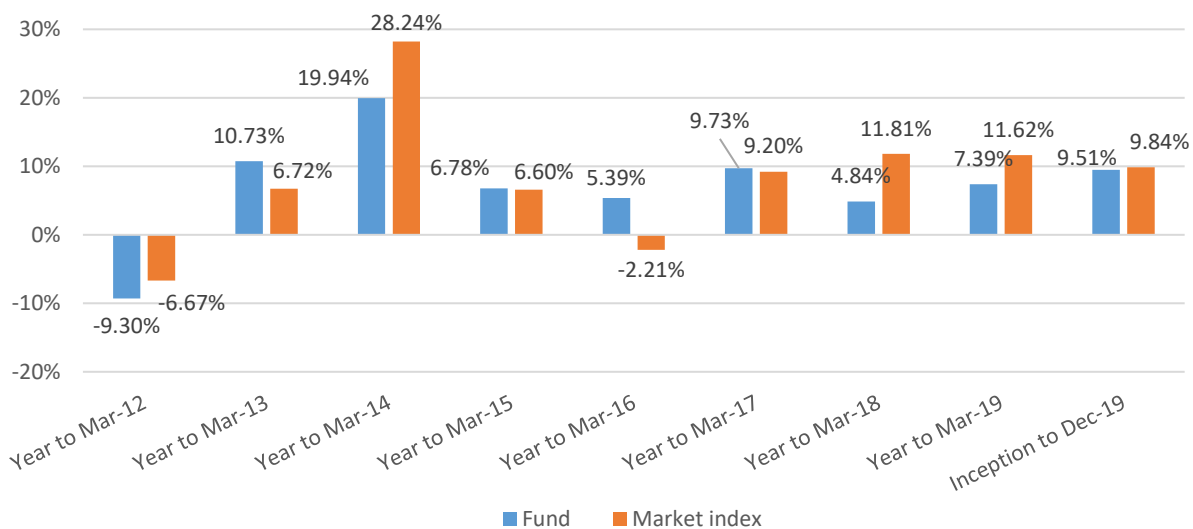
See the Product Disclosure Statement (**PDS**) for more information about the risks associated with investing in this fund.

How has the fund performed?

	Average over past 5 years	Past Year
Annual return (after deductions for charges and tax)	8.89%	31.38%
Annual return (after deductions for charges but before tax)	9.78%	32.60%
Market index annual return (reflects no deductions for charges and tax)	9.40%	35.10%

The market index annual return is based on the NASDAQ OMX Global Water Index 50% hedged to NZD (since 21/04/2010). Additional information about the index is available on the offer register at www.business.govt.nz/disclose (search Offers, using Offer OFR10780, Documents, Other Material Information).

Annual return graph



This shows the return after fund charges and tax for each year ending 31 March since the fund started. The last bar shows the average annual return since the fund started, up to 31 December 2019.

Important: this does not tell you how the fund will perform in the future.

Returns in this update are after tax at the highest prescribed investor rate (PIR) of tax for an individual New Zealand resident. Your tax may be lower.

What fees are investors charged?

Investors in the Pathfinder Global Water Fund are charged fund charges. In the year to 31 March 2019 these were:

	% of net asset value
Total fund charges*	1.30%
Which are made up of:	
Total management and administration charges	1.30%
Including:	
Manager basic fee	1.09%
Other management and administration expenses	0.21%

*All amounts exclude any applicable GST

Investors may also be charged individual action fees for specific actions or decisions (for example, for withdrawing from or switching funds). See the PDS for more information about those fees on the offer register at www.business.govt.nz/disclose for more information.

Example of how this applies to an investor

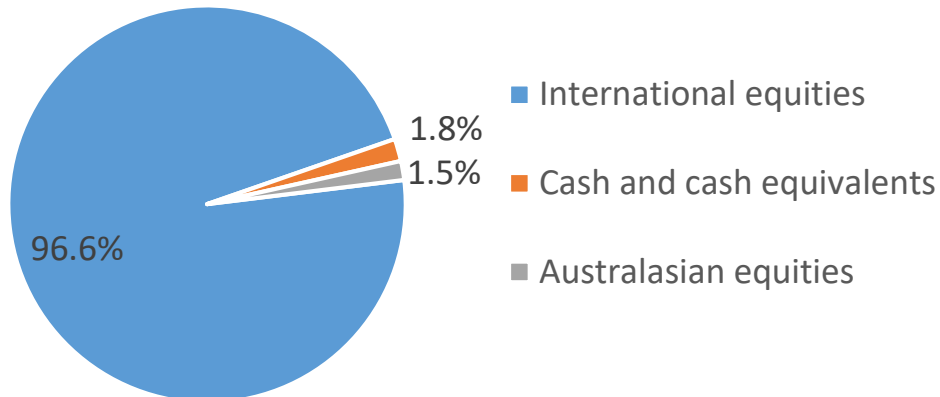
Small differences in fees and charges can have a big impact on your investment over the long term.

Angela had \$10,000 in the fund at the start of the year and did not make any further contributions. At the end of the year, Angela received a return after fund charges were deducted of \$3,260 (that is 32.60% of her initial \$10,000). Angela did not pay any other charges. This gives Angela a return after tax of \$3,138 for the year.

What does the fund invest in?

This shows the type of assets that the fund invests in.

Actual investment mix



Target investment mix

Cash and cash equivalents	0%
International equities	100%

Top 10 investments

	Name	Percentage of fund net assets	Type	Country	Credit rating (if applicable)
1	Danaher Corp	7.92%	International equities	US	-----
2	Roper Industries Inc	7.74%	International equities	US	-----
3	Cash at Bank - NZD	5.69%	Cash and cash equivalents	NZ	-----
4	Ferguson PLC	4.80%	International equities	GB	-----
5	Xylem Inc	4.65%	International equities	US	-----
6	Geberit AG-REG	4.63%	International equities	CH	-----
7	American Waters Works Co Inc	4.19%	International equities	US	-----
8	Waters Corp	4.08%	International equities	US	-----
9	Veolia Environnement	3.84%	International equities	FR	-----
10	Masco Corp	3.40%	International equities	US	-----

The top 10 investments make up 50.94% of the fund.

Currency hedging: Changes in the value of the NZ dollar relative to other currencies can have a big impact on your investment over the long term. The currency hedging level implemented in the fund at the quarter end was 33% (this will change over time).

Key personnel

	Name	Current position	Time in current position	Previous or other position	Time in previous or other current position
1	John Berry	Pathfinder Asset Management - Chief Executive Officer	10 years, 9 months	Deutsche Bank - Consultant	4 years, 9 months
2	Paul Brownsey	Pathfinder Asset Management - Chief Investment Officer	10 years, 9 months	Deutsche Bank - Director	5 years

Further information

You can also obtain this information, the PDS for Pathfinder Investment Funds, and some additional information from the offer register at www.business.govt.nz/disclose.